

GOOD THERM BOARDS RDS

A
M
M
E
R
S
E
E



DEALER BOOK

2025 | 26



15 YEARS GOODBOARDS

Nach 21 Jahren in der Snowboardbranche habe ich 2010 die Boardmarke **goodboards** gegründet. Mein Ziel war, in Europa eigene, langlebige Boards zu entwickeln und zu produzieren, damit die Boarder mehr und länger Spaß haben. Ich möchte mit **goodboards** eine bewusste und ethische Alternative zu herkömmlichen Boards anbieten.

Nach den Snowboards habe ich Wakeboards, Ski und Kiteboards auf dem Markt gebracht und die Firma ist organisch gewachsen. Dann ist Corona gekommen. Skigebiete, Geschäfte und Grenzen wurden geschlossen, wodurch meine Winterumsätze um 80% eingebrochen sind. In den Folgejahren musste ich mich von Kiteboards, Ski und Mitarbeitern trennen, um diese schwierige Zeit zu überleben.

Mit viel Leidenschaft und positivem Denken schaue ich optimistisch nach vorne, höre was die Kunden wollen und organisiere über 140 Testtage pro Jahr.

Josef Holub

Gründer und Besitzer von **goodboards**

15 YEARS QUALITY, DURABILITY, REGIONALITY

After 21 years in the snowboard industry, I founded the board brand **goodboards** in 2010. My aim was to develop and produce my own durable boards in Europe so that boarders can have longer and more fun. With **goodboards**, I want to offer a conscious and ethical alternative to conventional boards.

After the snowboards, I launched wakeboards, skis and kiteboards onto the market and the company grew organically. Then Corona came along. Ski resorts, shops and borders were closed and my winter sales plummeted by 80%. In the following years, I had to divest myself of kiteboards, skis and employees in order to survive this difficult time with the lowest possible costs.

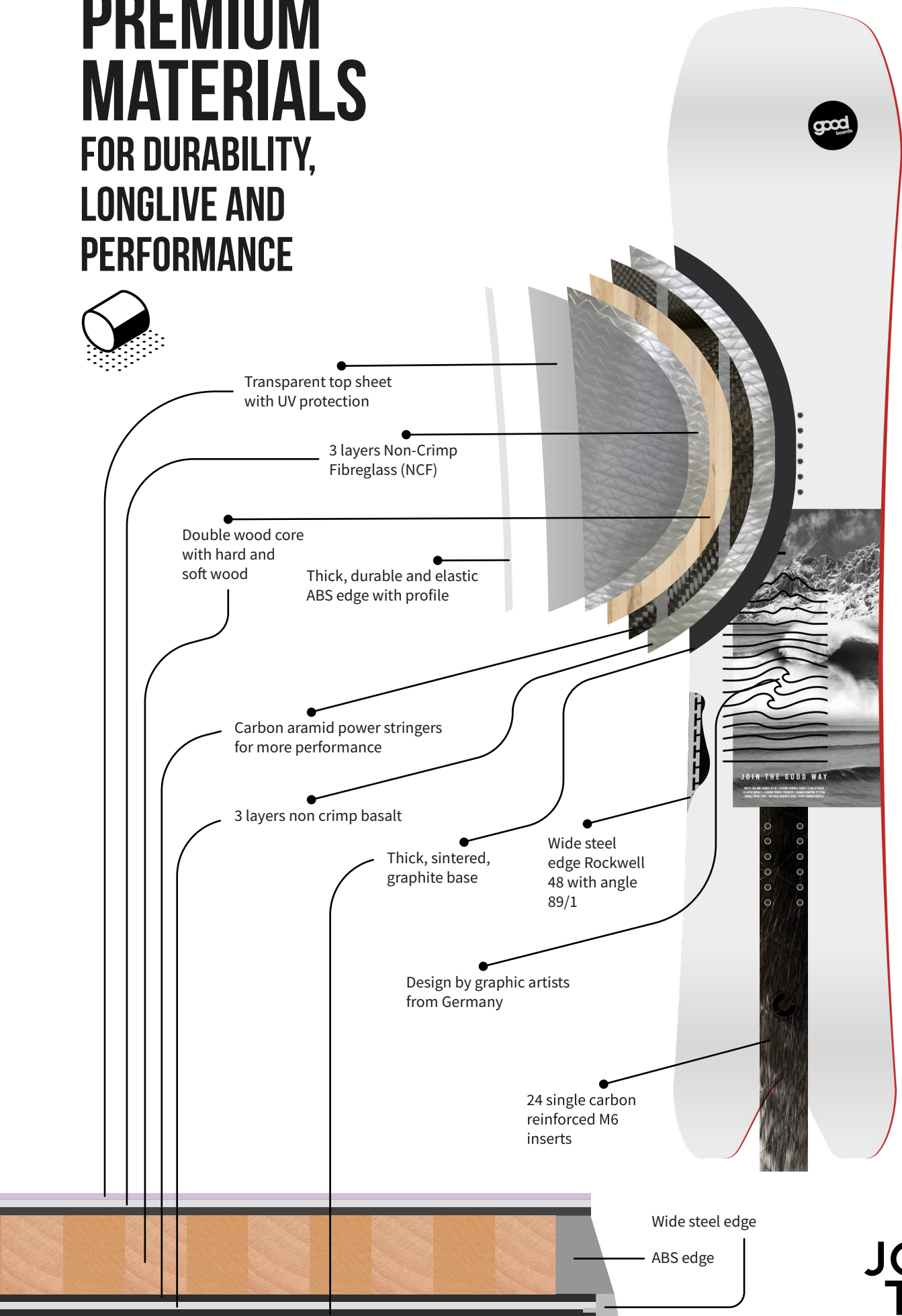

With a lot of passion and positive thinking, I look ahead optimistically, listen to what the customers want and organise over 140 test days per year.

Josef Holub

Founder and owner of **goodboards**

PREMIUM MATERIALS

FOR DURABILITY, LONGLIVE AND PERFORMANCE



BECAUSE RECOMMENDATIONS FROM SATISFIED CUSTOMERS ARE THE BEST PROMOTION!

goodboards

Landbergerstraße 46 D-86938 Schondorf am Ammersee

08192-9968616 info@goodboards.eu www.goodboards.eu





TWIN TIP SHAPES

LENGTH	113	127	134	141	154M	152M	155W	157W	158XW	161XXW	158M	161W	161XW	164XW	156M	164XW	158M	163W	168XW
EFF. EDGE	800	900	980	1050	1134	1190	1210	1216	1230	1250	1120	1150	1219	1180	1250	1314	1234	1277	1309
RADIUS	5000	6100	6700	7000	7,4/6,2	7200	7500	7,6/6,4	7700	8500	6500	6600	7,7/6,5	7300	8700	9200	7800	8000	8450
NOSE WIDTH	252	265	272	280	304,	297	304	309	307	336	295	300	316	305	310	325	310	314	324
WAIST WIDTH	220	229	234	240	257,	255	260	261	265	290	255	260	268	270	248	265	256	260	270
TAIL WIDTH	252	265	272	280	304,	297	304	309	307	339	295	300	316	305	300	310	300	304	314
SETBACK	0	0	0	0	0,	0	0	0	0	0	0-20	0-20	0	0-20	50	50	30	30	30
STANCE	38-36	32-40	34-42	40-56	48-60,	48-60	50-62	50-62	52-64	54-66	50-62	52-64	52-64	52-64	48-60	52-64	50-62	52-64	54-66
WEIGHT	20-35	25-40	30-45	35-50	50-70,	50-70	60-80	60-90	70-90	80-100	65-90	70-95	80-110	75-100	50-70	70-100	60-80	70-100	80-110
BOOT SIZE	28-32	30-34	32-36	35-38	39-43	39-43	41-45	41-45	42-46	48-52	39-43	41-45	43-47	43-47	38-42	43-47	40-43	41-45	43-47

TAPER SHAPES

DIRECTIONAL SHAPES

LENGTH	145	149	153M	155M	156M	158M	159M	161W	162W	163XW	164XW	167XW
EFF. EDGE	1136	1158	1206	1206	1206	1236	1236	1263	1263	1273	1273	1296
RADIUS	7300	7400	7700	7700	7700	7800	7800	8000	8000	8200	8200	9100
NOSE WIDTH	280	284	295	295	295	300	300	309	309	315	315	328
WAIST WIDTH	240	245	253	253	253	255	255	260	260	267	267	285
TAIL WIDTH	280	284	295	295	295	300	300	309	309	315	315	328
SETBACK	10	10	10	10	10	10	10	10	10	10	10	10
STANCE	42-54	44-56	48-60	48-60	48-60	50-62	50-62	52-64	52-64	52-64	52-64	54-66
WEIGHT	40-65	45-70	40-80	55-85	55-85	60-90	60-90	60-90	60-90	80-110	80-110	80-110
BOOT SIZE	35-38	36-39	39-42	39-42	39-42	40-43	40-43	41-45	41-45	43-47	43-47	46-50

SPLITBOARD

LENGTH	155	160M	165W	202 W
EFF. EDGE	1202	1245	1279	1620
RADIUS	7700	7800	8000	13000
NOSE WIDTH	296	310	314	318
WAIST WIDTH	250	256	260	262
TAIL WIDTH	284	300	304	308
SETBACK	30	30	30	50
STANCE	46-58	50-62	52-64	56-68
WEIGHT	50-80	60-90	70-100	80-110
BOOT SIZE	39-42	40-43	41-45	42-46

LONGBOARD

25
26
SHAPE
USE

PERFORMANCE

COMFORT

C O L

L E C T

I O N

2 0 2 5 / 2 6

TWIN TIP SHAPES



SYMASYM
154M, 157W,
161XW



DEEP
158M, 161W, 164XW



GREENROOM
158M, 161W, 164XW



PEPI
113, 127, 134, 141



NOVUM
152M, 155W,
158XW, 161XW

DIRECTIONAL SHAPES



PRIMA
145, 149, 153M



WOODEN
159M, 162W,
163XW, 167XW



APIKAL
145, 149, 153M,
155M, 158M,
161W, 164XW



JULIA
145, 149, 153M



RELOAD
145, 149, 153M,
156M, 159M, 162W,
163XW, 167XW

TAPER SHAPES




PEZ
151, 156M,
160W, 164XW



LEGENDS
158M, 163W
168XW



SURF LONG
202W




FLASH
158M, 163W
168XW



STORY BOARD
155, 160M
165W






INTELLIGENT and true SUSTAINABILITY


No green washing



HANDMADE WITH
MINIMAL WASTE



DURABLE AND LONG
LASTING BOARDS



UPCYCLING



SHORT TRANSPORT
ROUTES IN EUROPE



ONLY LIMITED
SERIES



WATER-BASED INKS



REPAIR SERVICE

**NEW
SERIES**

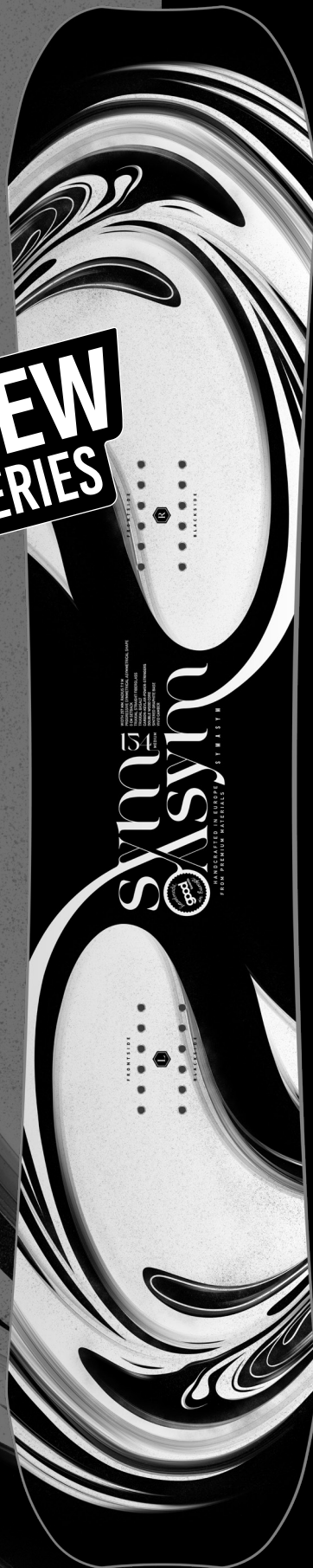
SYMASYM

154M, 157W, 161XW
SHAPE TWIN TIP
SETBACK 0 CM
FLEX 4/10

VIVID CAMBER

90% CAMBER | 10% ROCKER

BOARD
PISTE



S Y M A S Y M

Sportliches Twin Tip mit Vivid Camber für leichtere und spritzige Turns auch auf der Backside-Kante. Der kleinere Fersen-Sidecuts (Heel-Seite) kompensiert für einen sauberen Backside-Turn die Tatsache, daß wir unsere Knie nicht nach hinten beugen können.

Bei gemütlicher Fahrweise bringt die asymmetrische Outline eine leichtere Schwung-einleitung und eine bessere Kontrolle auf der Heel-Seite.

Technische Fahrer lieben präzise Turns, genauso wie eine stärkere Beschleunigung über die Backside-Kante.

Sporty twin tip with Vivid Camber for easier and faster turns even on the backside edge. The smaller heel sidecut compensates for the fact that we can't bend our knees backwards.

With a comfortable riding style, the asymmetrical outline on the backside provides easier turn initiation and better control.

Technical riders love precise turns, as well as stronger acceleration over the heel-side edge.

TWIN TIP SHAPES

GREENROOM

158M, 161W, 164XW
SHAPE TWIN TIP
SETBACK 0-2 CM
NEW FLEX 5 / 10

CAMBER



100 % CAMBER

BOARD
PISTE



CARRY OVER

DEEP

158M, 161W, 164XW
SHAPE TWIN TIP
SETBACK 0-2 CM
NEW FLEX 5 / 10

CAMBER



100 % CAMBER

BOARD
PISTE



NEW
DESIGN



JUNIOR

CARRY OVER

PEPI

113, 127, 134, 141
SHAPE TWIN TIP
SETBACK 0 CM
NEW FLEX 2/10

DOUBLE ROCKER



60 % CAMBER
40% ROCKER

BOARD
PISTE

NEW
DESIGN



09

NOVUM

152M, 155W,
158XW, 161XXW
SHAPE TWIN TIP
SETBACK 0 CM
NEW FLEX 4 / 10

DOUBLE ROCKER



60 % CAMBER
40% ROCKER

BOARDS
PARK

DIRECTIONAL SHAPES

JULIA

145, 149, 153M
SHAPE DIRECTIONAL
SETBACK 1CM
NEW FLEX 3 / 10

DOUBLE ROCKER

60% CAMBER | 40% ROCKER

BOARD PISTE

Women

NEW DESIGN



PRIMA

145, 149, 153M
SHAPE DIRECTIONAL
SETBACK 1CM
NEW FLEX 4 / 10

CAMBER

100% CAMBER

BOARD PISTE

NEW DESIGN



SNOWBOARD TOP SELLER GOODBOARDS EST. 10

VIVID CAMBER

APIKAL

145, 149, 153M
FLEX 3/10
155M, 158M,
161W, 164XW
FLEX 5/10

SHAPE DIRECTIONAL
SETBACK 1 CM

VIVID CAMBER

90% CAMBER | 10% ROCKER

BOARD PISTE

Classic Design



Women

NEW DESIGN

LIMITED

RELOAD

145, 149, 153M
NEW FLEX 3 / 10
156M, 159M, 162W,
163XW, 167XXW
NEW FLEX 5 / 10
SHAPE DIRECTIONAL
SETBACK 1CM

DOUBLE ROCKER

60% CAMBER
40% ROCKER

BOARD PISTE

NEW DESIGN



SNOWBOARD TOP SELLER GOODBOARDS EST. 10

WOODEN

159M, 162W,
163XW, 167XXW
SHAPE DIRECTIONAL
SETBACK 1CM
NEW FLEX 6 / 10

CAMBER

100% CAMBER

BOARD PISTE



TAPER

SHAPES

PEZ

151, 156M, 160W, 164XW
SHAPE DIRECTIONAL TAPER
SETBACK 5 CM
NEW FLEX 6 / 10

VIVID CAMBER

90% CAMBER | 10% ROCKER

BOARD
POW




FLASH

158M, 163W, 168XW
SHAPE DIRECTIONAL TAPER
SETBACK 3 CM
NEW FLEX 5 / 10

NOSE ROCKER

80% CAMBER
20% ROCKER

BOARD
POW



LEGENDS

158M, 163W, 168XW
SHAPE DIRECTIONAL TAPER
SETBACK 3 CM
NEW FLEX 6 / 10

CAMBER

100% CAMBER

BOARD
POW



SURF LONG

202W
SHAPE LONG TAPER
SETBACK 5 CM
NEW FLEX 6 / 10

CAMBER

100% CAMBER

BOARD
POW

split

SHAPES



STORYBOARD

155, 160M, 165W
SHAPE DIRECTIONAL TAPER
SETBACK 3 CM
NEW FLEX 5 / 10

NOSE ROCKER

80% CAMBER
20% ROCKER

BOARD
POW



BINDING UNION

EXPLORER | CHARGER
S | M | L

GECKO SPLIT SKINS

140MM | 146-156
157-167



UNION CRAMPON

140MM - 160MM



JOIN THE GOOD WAY



W A K E B O A R D S 2 0 2 5



FUNRUN
wakesurf

MENTOR
inverts/boat/obstacles

INSANE
inverts/boat/obstacles

DUDE
inverts/boat/obstacles

HUMPBACK
Wakestyle

BONOBO
allround

FORTUNA
allround

NAVIGATOR
obstacles

ONEFIFTYONE
obstacles

COSMA
allround

TOMMYBOY
allround-junior