

— G O O D B O A R D S —

CARVING

— WITH THE COLLECTION 2026-27 —



Handmade
good
boards
in Europe

HANDCRAFTED IN EUROPE
FROM PREMIUM MATERIALS

good boards



Fotocredit: Titel. Riders: Xandl Dienst, Philip Scholler | Location: Sölden | Foto: Georg Fürtmüller

goodboards

📍 Landsbergerstraße 46 D-86938 Schondorf am Ammersee
📞 08192-9968616 @ info@goodboards.eu 🌐 www.goodboards.eu

DURABILITY IS HAPPINESS

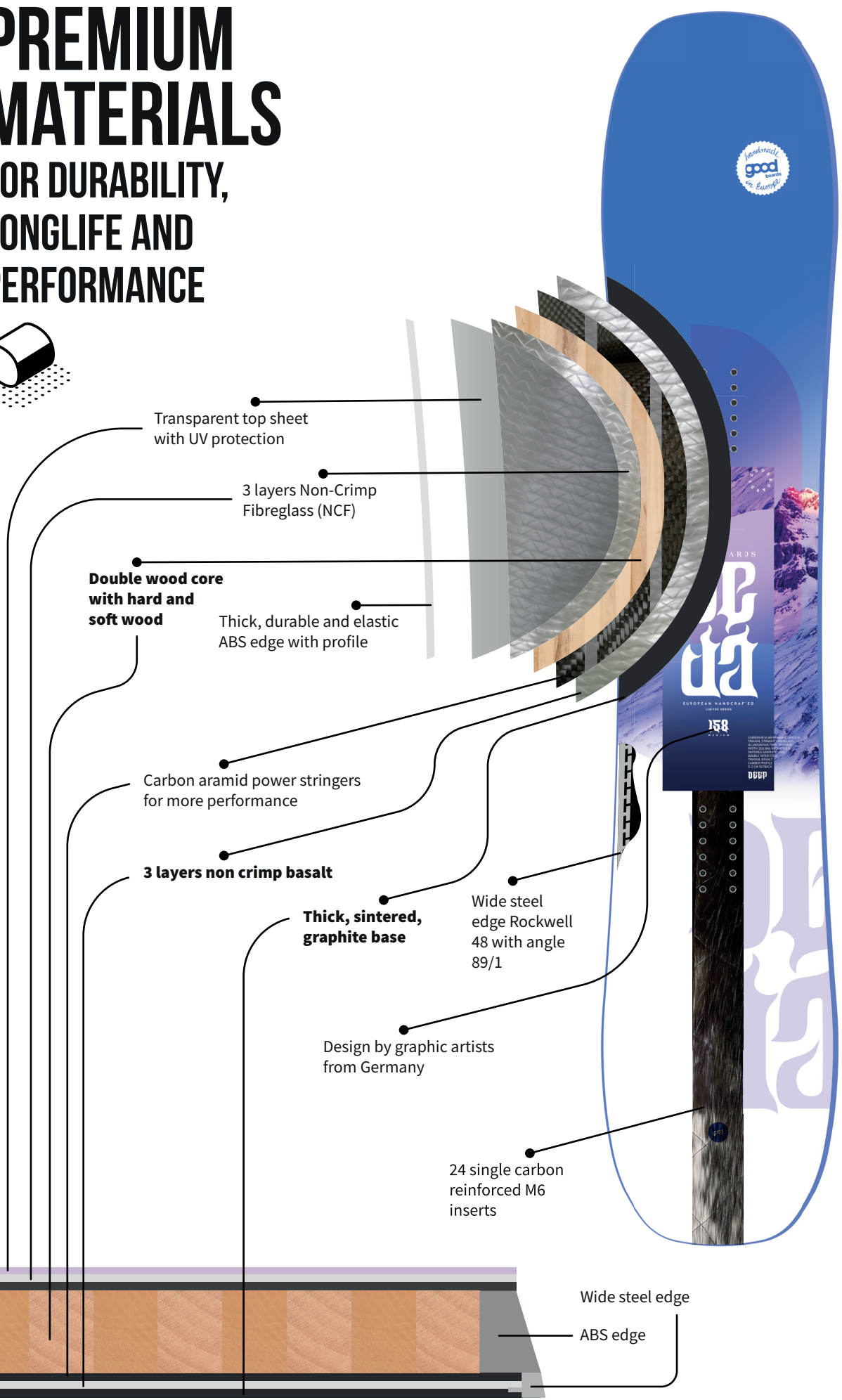

Langlebige Snowboards aus Premium-Materialien und robuster Konstruktion machen unsere Kunden glücklich – und schonen gleichzeitig Ressourcen und Umwelt. Diesen Weg gehen wir nun seit 15 Jahren.

Durable snowboards made from premium materials and a robust construction make our customers happy – while at the same time conserving resources and protecting the environment. We have been following this path for 15 years now.

Josef Holub, Founder & Worker

PREMIUM MATERIALS

FOR DURABILITY, LONGLIFE AND PERFORMANCE



Transparent top sheet with UV protection

3 layers Non-Crimp Fibreglass (NCF)

Double wood core with hard and soft wood

Thick, durable and elastic ABS edge with profile

Carbon aramid power stringers for more performance

3 layers non crimp basalt

Thick, sintered, graphite base

Wide steel edge Rockwell 48 with angle 89/1

Design by graphic artists from Germany

24 single carbon reinforced M6 inserts

Wide steel edge

ABS edge

BECAUSE RECOMMENDATIONS FROM SATISFIED CUSTOMERS ARE THE BEST PROMOTION!

good
boards



HANDMADE IN EUROPE



FROM PREMIUM MATERIALS



LIMITED SERIES



DURABLE & POWERFUL



FOUNDER JOSEF WISHES
YOU LOTS OF FUN

**WE ARE GOODBOARDS,
HIGH QUALITY BOARDS
FROM AMMERSEE!**



OVER 120 TEST DAYS PER YEAR

Bei unserer Testtour erwarten Dich 36 Jahre Snowboard-Erfahrung unseres Gründers, echte Leidenschaft unserer Teamfahrer und jede Menge Spaß.

On our test tour, you can expect 36 years of snowboarding experience from our founder, real passion from our team riders and lots of fun.

Worker: Josef Holub | Location: Sölden | Foto: Georg Fürntüttler





TWIN TIP

LENGTH	146	150	154M	157W	158M	161W	161XW	164XW
EFF. EDGE	1122	1151	1134	1216	1120	1150	1219	1180
RADIUS	7,0/6,0	7,1/61	7,4/6,2	7,6/6,4	6500	6600	7,7/6,5	7300
NOSE WIDTH	287	295	304,	309	295	300	316	305
WAIST WIDTH	245	249	257,	261	255	260	268	270
TAIL WIDTH	287	295	304,	309	295	300	316	305
SETBACK	0	0	0,	0	0-20	0-20	0	0-20
STANCE	44-56	46-58	48-60,	50-62	50-62	52-64	52-64	52-64
WEIGHT	40-65	40-80	50-70,	60-90	65-90	70-95	80-110	75-100
BOOT SIZE	36-39	39-42	39-43	41-45	39-43	41-45	43-47	43-47

SERIE SYMASYM | DEEP

DIRECTIONAL SHAPES

LENGTH	145	149	153M	156M	159M	162W	163XW	167XW
EFF. EDGE	1136	1158	1206	1206	1236	1263	1273	1296
RADIUS	7300	7400	7700	7700	7800	8000	8200	9100
NOSE WIDTH	280	284	295	295	300	309	315	328
WAIST WIDTH	240	245	253	253	255	260	267	285
TAIL WIDTH	280	284	295	295	300	309	315	328
SETBACK	10	10	10	10	10	10	10	10
STANCE	42-54	44-56	48-60	48-60	50-62	52-64	52-64	54-66
WEIGHT	40-65	45-70	40-80	55-85	60-90	60-90	80-110	80-110
BOOT SIZE	35-38	36-39	39-42	39-42	40-43	41-45	43-47	46-50

SERIE JULIA | PRIMA | RELOAD | APIKAL | WOODEN

TAPER SHAPES

LENGTH	151	156M	164XW	158M	163W	168XW	160W
EFF. EDGE	1250	1270	1314	1234	1277	1309	1302
RADIUS	8700	8900	9200	7800	8000	8450	9000
NOSE WIDTH	310	315	325	310	314	324	322
WAIST WIDTH	248	256	265	256	260	270	262
TAIL WIDTH	295	300	310	300	304	314	307
SETBACK	50	50	50	30	30	30	50
STANCE	48-60	50-62	52-64	50-62	52-64	54-66	50-62
WEIGHT	50-70	60-90	70-100	60-80	70-100	80-110	70-100
BOOT SIZE	38-42	40-43	43-47	40-43	41-45	43-47	42-46

SERIE PEZ | LEGENDS

SPLITBOARD

LENGTH	155	160M	165W
EFF. EDGE	1202	1245	1279
RADIUS	7700	7800	8000
NOSE WIDTH	296	310	314
WAIST WIDTH	250	256	260
TAIL WIDTH	284	300	304
SETBACK	30	30	30
STANCE	46-58	50-62	52-64
WEIGHT	50-80	60-90	70-100
BOOT SIZE	39-42	40-43	41-45

LONGBOARD

LENGTH	202 W
EFF. EDGE	1620
RADIUS	13000
NOSE WIDTH	318
WAIST WIDTH	262
TAIL WIDTH	308
SETBACK	50
STANCE	56-68
WEIGHT	80-110
BOOT SIZE	42-46

TWIN TIP SHAPES

DIRECTIONAL SHAPES

TAPER SHAPES

SPLIT SHAPES

STYLE

FREESTYLE

SHAPE


TWIN TIP
SHAPE

PROFILE

VIVID CAMBER

CAMBER

BOARDS



SYMASYM
146, 150
154M, 157W
161XW



DEEP
158M
161W
164XW

STYLE

ALLMOUNTAIN

SHAPE

DIRECTIONAL
SHAPE

PROFILE

DOUBLE ROCKER

VIVID CAMBER

CAMBER



JULIA
145
149
153M



RELOAD
145, 149, 153M
156M, 159M, 162W
163XW, 167XXW




PRIMA
145
149
153M



APIKAL
145, 149, 153M,
156M, 159M, 162W
163XW, 167XXW



16 YEARS
162W



WOODEN
159M, 162W
163XW
167XXW

STYLE

FREERIDE

SHAPE

TAPER
SHAPE

PROFILE

NOSE ROCKER

VIVID CAMBER

CAMBER

BOARDS



GB SPLIT
155
160M
165W



PEZ
151, 156M
160W
164XW



LEGENDS
158M
163W
168XW



SURF LONG
202W





Rider: Peter Radacher | Location: Hochkeil | Foto: Tom Kozissnik



TWIN TIP SHAPES

SYMASYM

146, 150, 154M, 157W, 161XW
SHAPE TWIN TIP
SETBACK 0 CM
FLEX 4/10

VIVID CAMBER

90% CAMBER | 10% ROCKER

BOARD PISTE

• Asymmetrical twin tip



DEEP

158M, 161W, 164XW
SHAPE TWIN TIP
SETBACK 0-2 CM
NEW FLEX 5 / 10

CAMBER

100% CAMBER

BOARD PISTE

• Twin tip with a long nose and shorter edge



JULIA

145, 149, 153M
SHAPE DIRECTIONAL
SETBACK 1CM
NEW FLEX 3 / 10

DOUBLE ROCKER

60% CAMBER | 40% ROCKER

BOARD
PISTE

• comfortable women's all-rounder



RELOAD

145, 149, 153M
NEW FLEX 3 / 10
156M, 159M, 162W,
163XW, 167XXW
NEW FLEX 5 / 10
SHAPE DIRECTIONAL
SETBACK 1CM

DOUBLE ROCKER

60% CAMBER
40% ROCKER

BOARD
PISTE

• comfortable all-rounder



PRIMA

145, 149, 153M
SHAPE DIRECTIONAL
SETBACK 1CM
NEW FLEX 4 / 10

VIVID CAMBER

90% CAMBER | 10% ROCKER

BOARD
PISTE

• sporty women's all-rounder



DIREC TIONAL ALP SHAPES

APIKAL

145, 149, 153M : FLEX 3/10
156M, 159M, 162W, 163XW,
167XXW : FLEX 5/10
SHAPE DIRECTIONAL
SETBACK 1CM

VIVID CAMBER

90% CAMBER | 10% ROCKER

BOARD
PISTE

• sporty all-rounder

WOODEN

159M, 162W,
163XW, 167XXW
SHAPE DIRECTIONAL
SETBACK 1CM
NEW FLEX 6 / 10

CAMBER

100% CAMBER

BOARD
PISTE

• sporty all-rounder



Est. 2010
Durability
is happiness
GOODBOARDS

Rider: Philip Scholler | Location: Sölden | Foto: Georg Fürtmüller





16 YEARS

162W
SHAPE DIRECTIONAL
SETBAC
NEW FLEX

VIVID CAMBER

90% CAMBER | 10% ROCKER

BOARD
PISTE

• sporty all-rounder

TAPER

SHAPES

PEZ

151, 156M, 160W, 164XW
SHAPE DIRECTIONAL TAPER
SETBACK 5 CM
NEW FLEX 6 / 10

VIVID CAMBER

90% CAMBER | 10% ROCKER

BOARD
POW

• sporty for carving and powder



SURF LONG

202W
SHAPE LONG TAPER
SETBACK 5 CM
NEW FLEX 6 / 10

CAMBER

100 % CAMBER

BOARD
POW

• for fans of long boards

LEGENDS

158M, 163W, 168XW
SHAPE DIRECTIONAL TAPER
SETBACK 3 CM
NEW FLEX 6 / 10

VIVID CAMBER

90% CAMBER | 10% ROCKER

BOARD
POW

• sporty for slopes and powder

GECKO SPLIT SKINS

140MM | 146-156
157-167



split

SHAPES



Rider: Felix Jungkunz | Location: Nordkette | Foto: Felix Jungkunz



STORYBOARD

155, 160M, 165W
SHAPE DIRECTIONAL TAPER
SETBACK 3 CM
NEW FLEX 5 / 10

NOSE ROCKER

80% CAMBER
20% ROCKER

BOARD

POW

- Lightweight and robust splitboard



UNION BINDING

EXPLORER | CHARGER
SIMIL

UNION CRAMPON

140MM - 160MM



W A K E B O A R D

SINCE

GOOD

2010

C O L L E C T I O N




MENTOR
inverts/boat/
obstacles



INSANE
inverts/boat/
obstacles



DUDE
inverts/boat/
obstacles



HUMPBACK
wake & kite



BONOBO
allround



FORTUNA
allround



NAVIGATOR
obstacles



ONEFIFTYONE
obstacles



MAXI
inverts/obstacles



COSMA
allround



TOMMYBOY
allround-junior



FUNRUN
wakesurf



**INTELLIGENT
SUSTAINABILITY**
by goodboards



HANDMADE IN EUROPE



FROM PREMIUM MATERIALS



LIMITED SERIES



DURABLE & POWERFUL



FOUNDER JOSEF WISHES
YOU LOTS OF FUN

**good
tour**